




The **2016-17 School Performance Reports** are designed to share school and district information collected by the New Jersey Department of Education directly with parents, educators, and communities. The Department believes that the greatest potential to improve school performance and student outcomes is through parents, educators, and community members working together. These reports seek to make that process easier by providing information that can help people to:

- **Learn more:** The School Performance Reports contain a wealth of data, going far beyond a school's test scores to include information about the staff working in a school, student discipline rates, and the sports and clubs offered.
- **Ask questions:** These reports can help start a conversation, but they cannot answer all the questions you might have about schools in your community. Use the contact information provided to engage with faculty and administrators at your schools to ask about the data you see in these reports.
- **Get involved:** Schools need help from parents and communities to help students succeed. Contact your school to find out about school board meetings or parent and community groups.

Navigating through the reports:

- Download this report to a PDF by clicking the  icon at the top of the page.
- Search for specific text or words in these reports by using the search box at the top of the page.
- The menu bar at the top of the page or the table of contents at the left of the screen can be used to move between sections of the report.
- The arrow buttons at the top left of the screen can be used to move between pages of the report.

Other Resources:

- Review the [Parent Summary Report](#) for this school.
- For more detailed information about the data in these reports, where it comes from, and how to use it: [Reference Guide](#) or [Interpretive Video](#).
- Want to give us feedback? Take our feedback survey: [surveylink](#)
- Questions about the reports? Contact us at reportcard@doe.state.nj.us



**Glen School
2016-2017**

03-4390-080
BERGEN
RIDGEWOOD VILLAGE
865 EAST GLEN AVENUE
RIDGEWOOD, NJ 07451

Enrollment Trends by Grade

This table shows the number of students enrolled by grade for the past three school years. Ungraded students are students who are "on roll" but are educated in ungraded classrooms.

Grade	2014-15	2015-16	2016-17
PK	0	0	0
KG	0	0	0
1	0	0	0
2	0	0	0
3	0	0	0
4	0	0	0
5	0	0	0
6	0	0	0
7	0	0	0
8	0	0	0
9	0	0	0
10	0	0	0
11	0	0	0
12	0	0	0
Ungraded	34	42	42
Total	34	42	42

PreK and K - Full Day and Half Day

This table shows the full day and half day enrollment for Pre-Kindergarten (PK) and Kindergarten (KG) students in this school.

Grade	2014-15	2015-16	2016-17
PK - Half Day	0	0	0
PK - Full Day	0	0	0
KG - Half Day	0	0	0
KG - Full Day	0	0	0

Enrollment Trends by Student Group

This table shows the percentage of students by student group for the past three school years. Data for some student groups was not available before 2016-17.

Student Group	2014-15	2015-16	2016-17
Female	29%	29%	31%
Male	71%	71%	69%
Economically Disadvantaged Students	3%	12%	7%
Students with Disabilities	100%	100%	91%
English Learners	0%	0%	2%
Homeless Students			0%
Students in Foster Care			2%
Military-Connected Students			0%
Migrant Students			0%

Enrollment by Racial and Ethnic Group

This table shows the percentage of students by racial and ethnic group.

Racial and Ethnic Group	% of Students
White	59.5%
Asian	28.6%
Hispanic	9.5%
American Indian or Alaska Native	0.0%
Black or African American	0.0%
Native Hawaiian or Pacific Islander	0.0%
Two or More Races	2.4%

Enrollment by Home Language

This table shows the percentage of students by primary home language. Only the top 5 languages with at least 1% of students are shown. All other students are included in Other Languages.

Home Language	% of Students
English	83.3%
Spanish	9.5%
Korean	2.4%
Chinese	2.4%
Telugu	2.4%



Glen School
2016-2017

03-4390-080
BERGEN
RIDGEWOOD VILLAGE
865 EAST GLEN AVENUE
RIDGEWOOD, NJ 07451

This section shows information about student absences which provides important information about a school's culture and climate. In addition, research shows that student absences impact a child's ability to succeed in school. The New Jersey Department of Education selected chronic absenteeism as its measure of school quality and student success for the *ESSA* accountability plan. **Chronic absenteeism** is defined as being absent for 10% or more of the days enrolled during the school year. A student who is not present for any reason, excused, unexcused or for disciplinary action, is considered absent unless permitted by statute or regulation.

Chronic Absenteeism

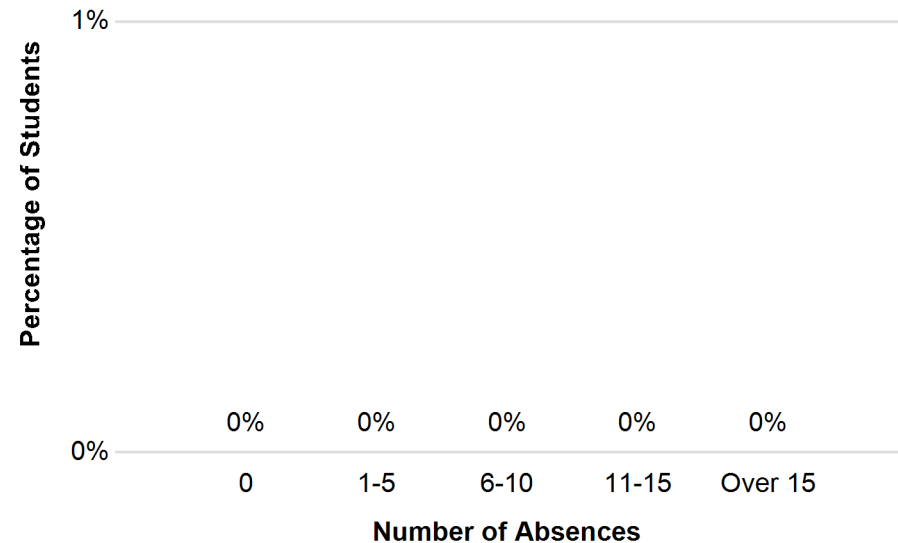
This table shows the percentage of students in grades K-12 in the school and each student group who were chronically absent. This table also shows whether the school and each student group met the *ESSA* accountability targets for 2016-17.

Student Group	% Chronically Absent	2016-17 Target	Met 2016-17 Target
Schoolwide	N	0	0
White	N	0	0
Hispanic	N	0	0
Black or African American	N	0	0
Asian, Native Hawaiian, or Pacific Islander	N	0	0
American Indian or Alaska Native	N	0	0
Two or More Races	N	0	0
Economically Disadvantaged Students	N	0	0
Students with Disabilities	N	0	0
English Learners	N	0	0

** *ESSA* accountability targets are only included if data is available for at least 20 students.

Days Absent

The graph displays the percentage of K-12 students schoolwide by the number of days they were absent during the school year. An absence is defined as being 'not present' and includes both excused and unexcused absences.



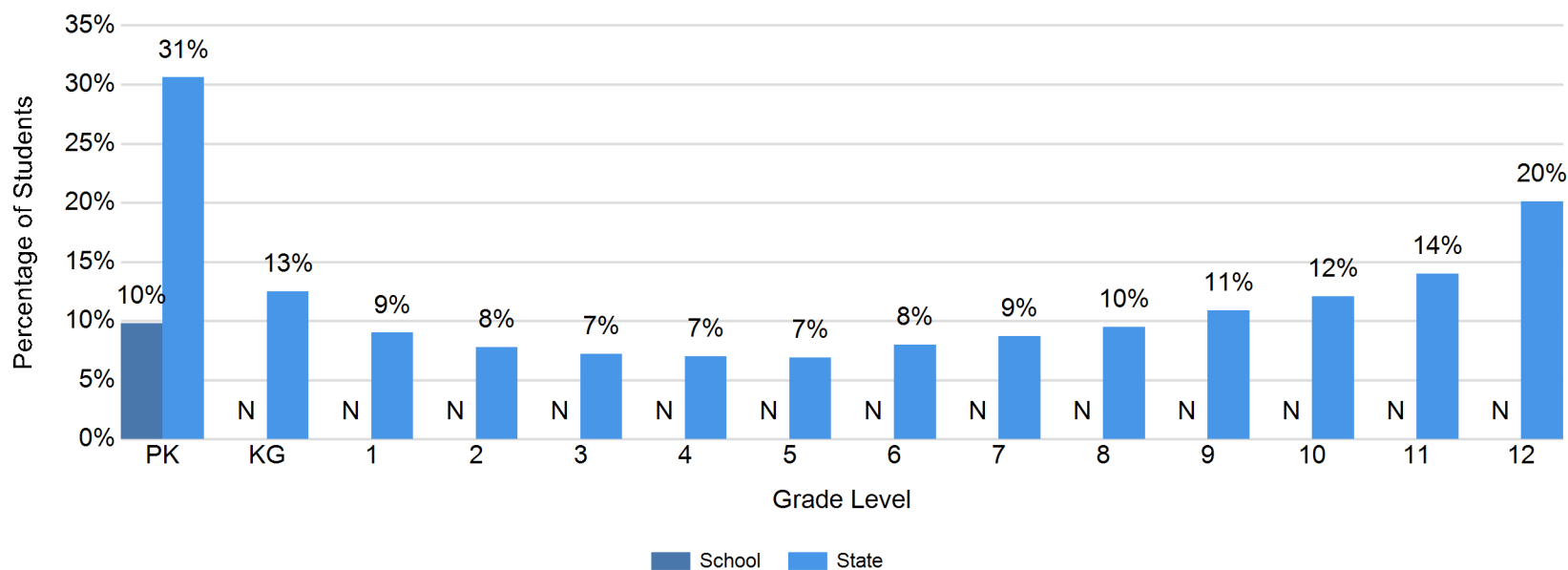


**Glen School
2016-2017**

03-4390-080
BERGEN
RIDGEWOOD VILLAGE
865 EAST GLEN AVENUE
RIDGEWOOD, NJ 07451

Chronic Absenteeism by Grade

This graph shows the percentage of students in the school and across the state who were chronically absent for each grade level. **Chronic absenteeism** is defined as being absent for 10% or more of the days enrolled during the school year. A student who is not present for any reason, excused, unexcused or for disciplinary action, is considered absent unless permitted by statute or regulation.





**Glen School
2016-2017**

03-4390-080
BERGEN
RIDGEWOOD VILLAGE
865 EAST GLEN AVENUE
RIDGEWOOD, NJ 07451

School Day

This table shows the start and end times and length of school day for a typical student at this school. **Instructional time** is the amount of time that a typical student was engaged in instructional activities under the supervision of a certified teacher.

Category	School
Typical Start Time	9:00AM
Typical End Time	1:45PM
Length of School Day	4 Hrs 45 Mins
Full Time - Instructional Time	4 Hrs. 55 Mins.
Shared Time - Instructional Time	*

Violence, Vandalism, HIB, and Substance Offenses

This table shows the number of incidents reported by type. A single incident may be counted under multiple incident types. The total unique incidents provides a non-duplicated count of incidents. The final row shows a rate of incidents for every 100 students enrolled in the school.

Incident Type	Number of Incidents
Violence	0
Vandalism	0
Weapons	0
Substances	0
Harassment, Intimidation, Bullying (HIB)	0
Total Unique Incidents	0
Incidents Per 100 Students Enrolled	0.00

Student Suspension Rate

This table shows the percentage of students who received one or more in-school suspensions, one or more out-of-school suspensions, and one or more suspensions of any type during the school year. Students receiving both in-school and out-of-school suspensions will be counted in all rows of the table. Students who received more than one suspension are counted only one time in each category below.

Suspension Types	% of Students
In-School Suspensions	0.0%
Out-of-School Suspensions	0.0%
Any Suspension	0.0%

Student Expulsions

This table shows the number of students who were expelled from the school during the school year. An expulsion is when a student is removed from a school and does not receive any further educational services during the school year.

Category	Number of Students
Expulsions	0



**Glen School
2016-2017**

**03-4390-080
BERGEN
RIDGEWOOD VILLAGE
865 EAST GLEN AVENUE
RIDGEWOOD, NJ 07451**

Per-Pupil Expenditures (District Level)

This table shows the total current expenses for regular and special education students taught within the district's schools. It includes expenditures for instruction, support services, administration, operations and maintenance, extra-curricular activities, and community service. More information about district and charter school spending can be found using districts' [User Friendly Budgets](#), or the NJDOE Finance [District Report Search](#) of the Comprehensive Annual Financial Reports (CAFRs) and Auditor's Management Reports (AMRs).

Per-Pupil Expenditures	Federal	State/ Local	Total
District Total	\$244	\$14,235	\$14,479



**Glen School
2016-2017**

03-4390-080
BERGEN
RIDGEWOOD VILLAGE
865 EAST GLEN AVENUE
RIDGEWOOD, NJ 07451

This section contains information about staff that are assigned to the school and district. Here is an explanation of some of the **key terms used in the staff section**:

Faculty: All classroom teachers and educational support services personnel (such as Librarians, Nurses, Counselors, and Child Study Team members)

Teachers: All classroom teachers

Administrators: Principals, assistant principals, supervisors, coordinators, directors, and other central-office administrators, as well as superintendents and other district-level administrators

Full-Time Equivalent: In calculations, staff members are weighted based on the percentage of their time that they are assigned to a school or district. For example – a teacher assigned to a school half time would be weighted 50% in calculations, but a teacher assigned to a school full time would be weighted 100% in calculations.

Teachers – Experience and Certifications

This table shows information about experience and certifications for teachers assigned to this school and across the state.

Category	Teachers in Schools	Teachers in State
Total Number of teachers	8	121,048
Average years experience in public schools	14.1	11.8
Average years experience in district	11.3	10.5
Teachers in district for 4 or more years	88%	74%

Administrators – Experience (District Level)

This table shows information about experience for administrators assigned to this district and across the state.

Category	Admin. in District	Admin. in State
Total Number of administrators	31	9,533
Average years experience in public schools	16.8	15.9
Average years experience in district	9.9	11.6
Administrators in district for 4 or more years	84%	74%

Student to Staff Ratios

This table shows the number of students per staff member in the school and district. Ratios for librarians, nurses, counselors, and child study team members are only reported at the district level because many staff in these jobs are assigned only to the district and not to individual schools.

Staff Type	School Students: Staff	District Students: Staff
Teachers	5:1	13:1
Administrators	N	183:1
Librarian/Media Specialists		631:1
Nurses		631:1
Counselors		437:1
Child Study Team		227:1



Glen School
2016-2017

03-4390-080
BERGEN
RIDGEWOOD VILLAGE
865 EAST GLEN AVENUE
RIDGEWOOD, NJ 07451

This section contains information about staff that are assigned to the school and district. Here is an explanation of some of the **key terms used in the staff section**:

Faculty: All classroom teachers and educational support services personnel (such as Librarians, Nurses, Counselors, and Child Study Team members)

Teachers: All classroom teachers

Administrators: Principals, assistant principals, supervisors, coordinators, directors, and other central-office administrators, as well as superintendents and other district-level administrators

Full-Time Equivalent: In calculations, staff members are weighted based on the percentage of their time that they are assigned to a school or district. For example – a teacher assigned to a school half time would be weighted 50% in calculations, but a teacher assigned to a school full time would be weighted 100% in calculations.

Teachers and Administrators - Level of Education

This chart shows the highest level of education attained by the teachers and administrators at this school. The Bachelor's category may include other degrees/certificates such as a Specialist's degree. Administrators are required to have a Master's degree or higher.

Bachelor's Degree



Master's Degree



Doctoral Degree



Teachers and Administrators - One-Year Retention (District Level)

This table shows the percentage of teachers and administrators assigned to the district in 2015-16 that were still assigned to the district in 2016-17. Staff who are not retained may have changed districts or no longer work for the state (including retirements).

Job Type	District	State
2015-16 Teachers: Same district 2016-17	89%	89%
2015-16 Administrators: Same district 2016-17	93%	88%

Faculty Attendance

This table shows the percentage of days that school faculty members were present during the school year. Approved professional days, personal days, staff training days, bereavement days, jury duty, and absences due to extended illness are not counted against days present, and faculty members on long-term leave or disability are excluded from this calculation.

School Year	% Days Present
2016-17	96%



**Glen School
2016-2017**




03-4390-080
BERGEN
RIDGEWOOD VILLAGE
865 EAST GLEN AVENUE
RIDGEWOOD, NJ 07451

School General Info

Principal:	Mrs. Price	Email Address:	kprice@ridgewood.k12.nj.us
Address:	865 EAST GLEN AVENUE RIDGEWOOD, NJ 07451	Website:	https://www.ridgewood.k12.nj.us.com
Phone:	(201)251-3140	Facebook:	https://www.facebook.com/RidgewoodPublicSchools
		Twitter:	https://twitter.com/RwdPubSchools

School Narrative

This section allows schools and districts to share highlights, achievements, and other important information about programs, activities, and services that are offered in their own words. If there are questions about the information provided in the narrative section, please contact your school directly.

 Highlights:	<ul style="list-style-type: none"> • Attention to the developmental needs of the whole child is the focus. • Highly trained professional staff is able to meet the needs of all learners. • Parent and community involvement enrich the preschool experience.
 Mission, Vision, Theme:	Mission Statement - The Ridgewood Public Schools, committed to a tradition of excellence and innovation, in partnership with the community, provide a rich and challenging learning environment, enabling students to maximize their unique potentials to become life-long learners and productive, responsible citizens.
 Awards, Recognition, Accomplishments:	Ridgewood Public Schools has been consistently ranking in state and national publications.



**Glen School
2016-2017**

**03-4390-080
BERGEN
RIDGEWOOD VILLAGE
865 EAST GLEN AVENUE
RIDGEWOOD, NJ 07451**

School Narrative

This section allows schools and districts to share highlights, achievements, and other important information about programs, activities, and services that are offered in their own words. If there are questions about the information provided in the narrative section, please contact your school directly.






Courses, Curriculum, Instruction:

The Glen School offers a developmentally appropriate preschool curriculum for general and special education students. The Glen School uses Curiosity Corner as a framework for the instructional program to prepare students for kindergarten.

School Narrative

This section allows schools and districts to share highlights, achievements, and other important information about programs, activities, and services that are offered in their own words. If there are questions about the information provided in the narrative section, please contact your school directly.

 Staff and Professional Learning:	<p>Professional development in Ridgewood is organized around the district's identified annual goals. New teachers participate in a rich orientation program that begins in the summer and extends across the school year. Professional development days involve teachers in collaborative curriculum work, and the district supports teachers' participation in learning opportunities outside of Ridgewood. The district has made a strong commitment to Orton Gillingham training for its K-12 staff.</p>
 Student Supports and Services:	<p>The district offers an array of support services to meet the needs of diverse learners. This includes comprehensive programs for Special Education students, English Language Learners, students with 504 Plans and students with Health Plans. The district uses Intervention and Referral Services and offers Basic Skills Instruction. Guidance Counselors and Child Study Teams work closely with students and their families, and teachers consistently integrate differentiated instructional strategies.</p>
 Parent and Community Involvement:	<p>Parents and community members are involved through: Home and School Association, Federated Home and School Association, Learning Services Home and School Association, and Foundation. During the 2016-17 school year, our parent organization raised and donated \$1,067,145.85 in goods and services to the district.</p>





**Glen School
2016-2017**

**03-4390-080
BERGEN
RIDGEWOOD VILLAGE
865 EAST GLEN AVENUE
RIDGEWOOD, NJ 07451**

School Narrative

This section allows schools and districts to share highlights, achievements, and other important information about programs, activities, and services that are offered in their own words. If there are questions about the information provided in the narrative section, please contact your school directly.

 <p>Climate Surveys:</p>	<p>Is a Climate Survey Used: Yes; Who is surveyed: Parents</p> <p>Parents can access our community surveys on our website under Parents, Parent/Guardian Survey.</p>
 <p>Facilities:</p>	<p>Ridgewood Public Schools consist of 11 well-kept district facilities dating from 1894-1966 with many additions, the latest in 4 schools in 2009.</p>

School Narrative

This section allows schools and districts to share highlights, achievements, and other important information about programs, activities, and services that are offered in their own words. If there are questions about the information provided in the narrative section, please contact your school directly.



Other Information:

Glen School is an early childhood center serving infants and preschool children. It is home to the Ridgewood Public Schools' preschool special education programs. The public preschool special education programs are known as the Ridgewood Early Developmental (RED) Program and the Ridgewood Early Developmental Ridgewood Intensive Services (RED RISE) Program. The students enrolled in the RED Program and RED RISE Program are educated in a developmentally appropriate environment that targets the special needs of each individual student. The RED and RED RISE Programs are fully compliant with both state and federal regulations regarding special education and related services for preschool students with disabilities. The mission of Glen School is to provide a safe and developmentally appropriate environment for infants and preschool students. Specific to the RED and RED RISE Programs, the mission includes the provision of a free and appropriate public school education for preschool students who demonstrate developmental delays or disabilities. Following are the Glen School's belief statements. The preschool environment should be safe and nurturing for the young child. The preschool staff and families should work together in fostering the development of the young child. Instruction and curriculum should be developmentally appropriate to meet the individual needs of the preschool student. Preschool students learn by actively interacting with their environment, and therefore should be provided with numerous opportunities to practice their skills in real hands-on activities. The importance of play is integral in facilitating the development of social skills and communication skills. Preschool students with disabilities require and benefit from proactive early intervention services through the provision of an individualized and differentiated educational program that addresses the specific needs of the student and enables the student to develop to the fullest extent possible.